

MAHARASHTRA GRAMIN BANK
HEAD OFFICE: TOWN CENTRE, CIDCO, AURANGABAD.

BALANCE SHEET
As At 31st MARCH, 2017

(Amt. in thousand)

Particulars	Sched ule	As on 31.03.2017	As on 31.03.2016
CAPITAL AND LIABILITIES			
Capital	1	2093462	2093462
Reserves & Surplus	2	2098091	1642064
Deposits	3	71535989	59578562
Borrowings	4	11001294	9683097
Other Liabilities & Provisions	5	1534284	1346838
TOTAL		88263119	74344023
ASSETS			
Cash & Balance with RBI	6	4039682	2998788
Balance with Bank & Money at Call & Short Notice	7	13627750	13454731
Investments	8	29519796	20329443
Advances	9	37968589	35566207
Fixed Assets	10	185222	159589
Other Assets	11	2922081	1835265
TOTAL		88263119	74344023
Contingent Liabilities	12	217200	250230
Bills for collection		1815	49
Principal Accounting Policies	17	-	-
Notes on Accounts	18	-	-

The schedules:- 1 to 12 & 17,18 referred to above form an integral part of the Accounts
For MAHARASHTRA GRAMIN BANK

For Jodh Joshi and Co.
Chartered Accountants
Firm Regi.No. 104317 W

Wakade

Wakade G G

General Manager

Place:- Aurangabad

Date:- 24-Apr-2017

Unnam R V

Chairman

Chinmay

CA Chinmay M Joshi

Partner

M No.: 170986



MAHARASHTRA GRAMIN BANK
HEAD OFFICE: TOWN CENTRE, CIDCO, AURANGABAD.


PROFIT AND LOSS ACCOUNT
FOR THE YEAR ENDED ON 31st MARCH 2017

(Amt. in thousand)

Particulars	Sched ule	As on 31.03.2017	As on 31.03.2016
INCOME			
Interest Earned	13	6520560	5761044
Other Income	14	499110	467922
TOTAL		7019670	6228966
EXPENDITURE			
Interest Expended	15	4129413	3717804
Operating Expenses	16	1700910	1601498
Provisions and Contingencies	-	767397	256240
TOTAL		6597721	5575542
PROFIT / LOSS			
Net Profit for the Year	-	421949	653424
Income Tax Prov Earlier Year		0	0
Income Tax Prov Current Year		0	1903
Deferred Tax (Dr)/(Cr)		-34078	21114
Profit brought forward	-	456028	630408
APPROPRIATION			
Transfer to Statutory Reserves	-	114007	157602
Transfer to Special Reserves	-	44000	35000
Transfer to Capital Reserves	-	0	40268
Transfer to Investment Fluctuation Reserve		2678	5182
Balance carried over to Balance Sheet	-	295342	392356
TOTAL		456028	630408

The Schedule referred to above form an integral part of the profit and loss account


For MAHARASHTRA GRAMIN BANK


Wakade G G

General Manager

Place:- Aurangabad

Date:- 24-Apr-2017


Unnam R V

Chairman




As per our report of even date

For Jodh Joshi and Co.

Chartered Accountants

Firm Regi.No. 104317 W


CA Chinmay M Joshi

Partner

M No.: 170986



MAHARASHTRA GRAMIN BANK
HEAD OFFICE: TOWN CENTRE, CIDCO, AURANGABAD

SCHEDULE - 1 CAPITAL

(Amt. in thousand)

Particulars	As on 31.03.2017	As on 31.03.2016
Authorised Capital (2000000000 Shares of Rs. 10 each)	0	0
Issued, Subscribed & Paid up Capital (20934200 shares of Rs 10/- each)		
i. Government of India (104673080 shares of Rs. 10/- each)	1046731	1046731
ii. Government of Maharashtra (31401924 shares of Rs. 10/- each)	314019	314019
iii. Sp. Bank- Bank of Maharashtra (73271156 shares of Rs 10/- each)	732712	732712
Less : Called Unpaid	0	0
Add : Forfeited Shares	0	0
TOTAL	2093462	2093462




MAHARASHTRA GRAMIN BANK
HEAD OFFICE: TOWN CENTRE, CIDCO, AURANGABAD

SCHEDULE - 2 RESERVES AND SURPLUS

(Amt. in thousand)

	Particulars	As on 31.03.2017	As on 31.03.2016
I	Statutory Reserves	564525	450518
	Opening Balance	450518	292916
	Additions during the year	114007	157602
	Deductions during the year	0	0
II.	Special Reserve	169000	125000
	Opening Balance	125000	60000
	Add-Transfer from balance in Profit & Loss A/C	0	30000
	Additions during the year	44000	35000
	Deduction during the year	0	0
III	Capital Reserves	62063	62063
	Opening Balance	62063	21795
	Additions during the year	0	40268
	Deductions during the year	0	0
IV.	Investment Fluctuation Resevre	92707	90028
	Opening Balance	90028	85651
	Additions during the year	2678	5182
	Deductions during the year	0	804
V.	Revenue and Other Reserves	1098	1098
	Opening Balance	1098	1098
	Additions during the year	0	0
	Deductions during the year	0	0
V.	Balance in Profit & Loss Account	1208699	913357
	Opening Balance	913357	551001
	Less- Transferred to Special Reserve u/s 36(1)(viii) from balance in Profit & Loss A/C	0	30000
	Additions during the year	295342	392356
	Deductions during the year	0	0
	Grand Total	2098091	1642064

F Y: 2016-17



MAHARASHTRA GRAMIN BANK
HEAD OFFICE: TOWN CENTRE, CIDCO, AURANGABAD

SCHEDULE - 3 DEPOSITS

(Amt. in thousand)

	Particulars	As on 31.03.2017	As on 31.03.2016
A	I. Demand Deposits		
	i. From Others	3989840	2294149
	ii. From Banks	188470	35105
	II. Savings Bank Deposits	37984456	29559926
	Total Demand Deposits (A)	42162766	31889181
	III. Term Deposits		
	i. From Others	27286362	23778343
	ii. From Banks	2086861	3911038
	Total Term Deposits (i+ii)(B)	29373223	27689381
	B	I. Deposits of Branches in India(A+B)	71535989
	II. Deposits of Branches outside India	0	0
	Total (I+II)	71535989	59578562




MAHARASHTRA GRAMIN BANK
HEAD OFFICE: TOWN CENTRE, CIDCO, AURANGABAD

SCHEDULE - 4 BORROWINGS

(Amt. in thousand)

	Particulars	As on 31.03.2017	As on 31.03.2016
I.	Borrowings In India		
	i. RESERVE BANK OF INDIA	0	0
	ii BoM, NHB & MUDRA	5540845	3161910
	iii.. NABARD	5359389	6420127
	iv. PERPETUAL BONDS	101060	101060
II.	Borrowings outside India		
	Total (I + II)	11001294	9683097



MAHARASHTRA GRAMIN BANK
HEAD OFFICE: TOWN CENTRE, CIDCO, AURANGABAD.

SCHEDULE - 5 OTHER LIABILITIES AND PROVISIONS

(Amt. in thousand)

	Particulars	As on 31.03.2017	As on 31.03.2016
i.	Bills payable	67068	56184
ii.	Inter office adjustments (Net)	0	51006
iii.	Interest accrued but not due	260066	216469
iv	Others (Including provisions)	1207150	1023178
	Total (i+ii+iii+iv)	1534284	1346838



MAHARASHTRA GRAMIN BANK
HEAD OFFICE: TOWN CENTRE, CIDCO, AURANGABAD.

**SCHEDULE - 6 CASH AND BANK BALANCE WITH
RESERVE BANK OF INDIA**

(Amt. in thousand)

	Particulars	As on 31.03.2017	As on 31.03.2016
1	Cash in Hand	848902	783788
2	Balance with Reserve Bank of India		
i	In current Account	3190780	2215000
ii	In other Accounts	0	0
	Total (1 + 2)	4039682	2998788



MAHARASHTRA GRAMIN BANK

HEAD OFFICE: TOWN CENTRE, CIDCO, AURANGABAD.

SCHEDULE - 7 BALANCE WITH BANKS & MONEY AT CALL & SHORT NOTICE

(Amt. in thousand)

		Particulars	As on 31.03.2017	As on 31.03.2016
1)	In India			
	i.	Balance with Banks		
		a) In current Accounts	1169750	1876131
		b) In other Deposit Accounts	12458000	11578600
		Sub - Total	13627750	13454731
	ii.	Money at Call & Short Notice		
		a) With Banks	0	0
		b) With Other Institutions	0	0
		Sub - Total	0	0
		Total 1 (i + ii)	13627750	13454731
2)	Outside India Balance with Banks			
		a) In current Account	0	0
		b) In other Deposit Account	0	0
		c) Money at call & Short Notice	0	0
		Total 2 (a+b+c)	0	0
		Grand Total (1 + 2)	13627750	13454731



MAHARASHTRA GRAMIN BANK
HEAD OFFICE: TOWN CENTRE, CIDCO, AURANGABAD.

SCHEDULE - 8 INVESTMENTS

(Amt. in thousand)

	Particulars	As on 31.03.2017	As on 31.03.2016
I.	Investments in India in		
	i. Government securities & Treasury bills	21374587	14616922
	ii. Other approved securities	0	0
	iii. Shares	12285	12285
	iv. Debentures and Bonds	1244636	1594087
	v. Subsidiaries and / or Joint ventures	0	0
	vi. Others (Units)	6892153	4113586
	Grant Total (i+ii+iii+iv+v+vi)	29523662	20336880
	Less : Depreciation / Provision	3866	7437
	Total	29519796	20329443
II.	Investments outside India in		
	i. Government securities (Including local	0	0
	ii. Subsidiaries and / or Joint ventures	0	0
	iii. Other Investments (to be specified)	0	0
	Total	0	0
	Grand Total(I + II)	29519796	20329443



MAHARASHTRA GRAMIN BANK
HEAD OFFICE: TOWN CENTRE, CIDCO, AURANGABAD.

SCHEDULE - 9 ADVANCES

(Amt. in thousand)

		Particulars	As on 31.03.2017	As on 31.03.2016
A	I	Bills purchased and discounted	3909	533692
	II	Cash Credits, Overdrafts & loans repayable on demand	9803229	9590566
	III	Term Loans	30141835	26942525
	IV	Debt Amt. Receivable from Govt.	0	0
	V	Net effect of MoC	0	0
		Sub Total	39948973	37066783
		LESS : BAD & DOUBTFUL DEBTS PROVISIONS	1980384	1355879
		GRAND TOTAL	37968589	35710904
B	I	Standard	36255248	35275404
	II	Sub Standard	1903712	358834
	III	Doubtful	535282	1335941
	IV	Loss of Assets	1254731	96605
		SUB TOTAL	39948973	37066783
		Less : Bad & Doubtful debts Provisions	1980384	1355879
		GRAND TOTAL	37968589	35710904
C		Advances in India		
	I	Priority Sector Advances	43241722	39862191
		Less-Advances sold under IBPCs	9500000	-8000000
		Total Priority Sector Advances	33741722	31862191
	II	Non Priority Sector Advances	4207251	2759894
		Add-Advances Purchased under IBPCs	2000000	2300000
		Total Non Priority Sector Advances	6207251	5059894
	III	Total Advances	39948973	36922085
D		Advances outside India		
E		Less : Bad & Doubtful debts Provisions	1980384	1355879
		GRAND TOTAL (C+D-E)	37968589	35566207
F		Advances in -		
	I	Rural Branches	21044232	23394488
	II	Urban Branches	18904741	13527598
		Total Advances	39948973	36922085

F Y: 2016-17



MAHARASHTRA GRAMIN BANK
HEAD OFFICE: TOWN CENTRE, CIDCO, AURANGABAD.

SCHEDULE - 10 FIXED ASSETS

(Amt. in thousand)

	Particulars	As on 31.03.2017	As on 31.03.2016
I.	Premises:		
	At cost as on 31 st March of the preceding year	503	529
	Addition during the year	23127	0
	Deduction during the year	0	0
	Depreciation to date	26	26
	Sub Total (I)	23605	503
II.	Other Fixed Assets		
	At cost as on 31 st March of the preceding year (Including furniture and fixtures)	159086	154733
	Addition during the year	59397	60781
	Deduction during the year	825	1854
	Depreciation Current Year	46624	54574
	Depreciation Prior Period	9417	0
	Sub Total (II)	161617	159086
	Grand Total	185222	159589



MAHARASHTRA GRAMIN BANK
HEAD OFFICE: TOWN CENTRE, CIDCO, AURANGABAD.

SCHEDULE - 11 OTHER ASSETS

(Amt. in thousand)

	Particulars	As on 31.03.2017	As on 31.03.2016
i.	Inter-Office adjustment (net)	659500	0
ii.	Interest accrued	543746	433190
iii.	Tax paid in advance / Tax deducted at source	532509	323677
iv.	Stationery and stamps	9885	3653
v.	Non banking assets acquired in satisfaction of	0	0
vi.	Other (includes Sundry Debtors, Inland remittance, Other Receivables)	1041920	974303
vii.	Deferred Tax	134520	100442
	Total	2922081	1835265



MAHARASHTRA GRAMIN BANK
HEAD OFFICE: TOWN CENTRE, CIDCO, AURANGABAD.

SCHEDULE - 12 CONTINGENT LIABILITIES

(Amt. in thousand)

	Particulars	As on 31.03.2017	As on 31.03.2016
i.	Claims against the bank not acknowledged as debts.	0	0
ii.	Liability for partly paid investments	0	0
iii.	Liability on account of outstanding forward exchange contracts	0	0
iv.	Guarantees given on behalf of constituents	0	0
	a) India	185717	219298
	b) Outside India	0	0
v.	Acceptances, endorsements and other	0	0
vi.	Other items for which the bank is contingently liable.	31483	30932
	Total	217200	250230

SCHEDULE - BILLS FOR COLLECTION

	Particulars	As on 31.03.2017	As on 31.03.2016
1	OBC	1815	49
2	IBC	0	
3	LBC	0	0
4	Inland Remittance	0	0
	Total	1815	49



MAHARASHTRA GRAMIN BANK
HEAD OFFICE: TOWN CENTRE, CIDCO, AURANGABAD.

SCHEDULE - 13 INTEREST EARNED

(Amt. in thousand)

	Particulars	As on 31.03.2017	As on 31.03.2016
i.	Interest / discount on advances / bills	4105455	3555914
ii.	Income on Investments	2415105	2205131
iii.	Interest on balance with Reserve Bank of India & other bank funds	0	0
iv.	Others	0	0
	TOTAL	6520560	5761044



MAHARASHTRA GRAMIN BANK
HEAD OFFICE: TOWN CENTRE, CIDCO, AURANGABAD.

SCHEDULE - 14 OTHER INCOME

(Amt. in thousand)

	Particulars	As on 31.03.2017	As on 31.03.2016
i.	Commission, Exchange & Brokerage	51807	32546
ii.	Profit on sale of investments	104369	73447
	Less : Loss on sale of investments	0	0
iii.	Profit on revaluation of investments	0	0
	Less: Loss on revaluation of investment	0	0
iv.	Profit on sale of land, buildings and other Assets	660	224
	Less: Loss on sale of land, buildings and other	0	0
v.	Profit on exchange transactions	0	0
	Less: Loss on exchange transaction	0	0
vi.	Income earned by way of dividend etc. from subsidiaries / companies and / or joint ventures abroad / in India.	0	0
vii.	Miscellaneous Income	342274	361706
	TOTAL	499110	467922



MAHARASHTRA GRAMIN BANK
HEAD OFFICE: TOWN CENTRE, CIDCO, AURANGABAD.

SCHEDULE - 15 INTEREST EXPENDED

(Amt. in thousand)

	Particulars	As on 31.03.2017	As on 31.03.2016
I.	Interest on Deposits	3423118	3008752
II.	Interest on RBI/ Inter Bank borrowings	0	0
III.	Others Interest on Refinance :		
	a) NABARD & NHB	682717	695781
	b) Sponsor Bank/Other	23578	13271
	Total	4129413	3717804



MAHARASHTRA GRAMIN BANK
HEAD OFFICE: TOWN CENTRE, CIDCO, AURANGABAD.

SCHEDULE - 16 OPERATING EXPENSES

(Amt. in thousand)

	Particulars	As on 31.03.2017	As on 31.03.2016
i.	Payments to and provisions for employees	1081305	1103278
ii.	Rent, taxes and lighting	87456	77764
iii.	Printing and Stationery	9975	8983
iv.	Advertisement and Publicity	7671	5805
v.	Depreciation on Bank's property	49773	54601
vii.	Directors fees, allowances and expenses on Board Meeting	92	159
viii.	Auditors fees and Expenses	7673	6458
ix.	Law Charges	5649	2293
x.	Postage, Telegrams, Telephones etc.	8895	7989
xi.	Repairs and maintenance	9454	9300
xii.	Insurance on deposits to DICGC	64778	54671
xiii.	Other expenditure	358773	270197
xiv.	Prior Period - Depreciation on Fixed Assset	9417	0
	Total	1700910	1601498



MAHARASHTRA GRAMIN BANK
HEAD OFFICE: TOWN CENTRE, CIDCO, AURANGABAD.

SCHEDULE No.- P/ L - PROVISIONS & CONTINGENCIES

(Amt. in thousand)

	Particulars	As on 31.03.2017	As on 31.03.2016
Provision for			
1	Bad & Doubtful Debt	771280	235781
2	Provision towards Long Pending BPs	811	0
3	Deprecation in Investment (Mark to Market valuation)	0	1962
4	Gratuity & Leave Eancashment Provision	0	0
5	Provision for long Inland Remittance	168	30
6	Provision for Galleborgaon & Others	0	0
7	Provision for Pay Revision	0	0
8	Cash Theft	60	0
9	Provision towards Standard Assets	0	21367
10	Provision OBC Waluj	850	0
Total (1 + 8)		773169	259140
Less : Write back provision investment		3571	0
Less : Write back provision Tirthpuri & other		0	2096
Less : IFR		0	804
Less : Write back provision of NPI		2200	0
Total Net Provisions		767397	256240

